

SPARTAN PERIPHERAL DEVICES

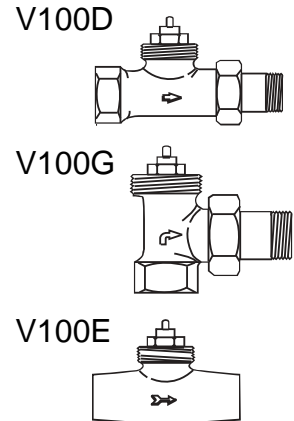
RETROFIT SELECTION GUIDE

HONEYWELL V100

For the V100 series valves three solutions are available.

1- Spartan valve body can directly replace the V100 valve body.

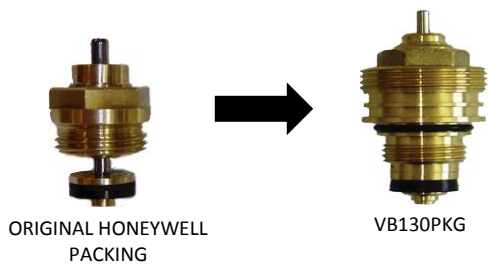
HONEYWELL	SPARTAN REPLACEMENT BODY AND PACKING
V100D-1/2	V241-12N-EP2.0
V100D-3/4	V241-34N-EP3.0
V100G-1/2	V261-12S-EP2.0
V100G-3/4	V261-34S-EP3.0
V100E-1/2	V245-12S-EP2.0
V100E-3/4	V245-34S-EP3.0
V100F-1/2	In Design



2- If the packing need a replacement the VB130PKG is a direct replacement
The Spartan VB130PKG is rated ANSI250.
Being an Hydro-Balanced cartridge it allows close-off of 100PSI.
The VB130PG

3- Any Spartan actuator can retrofit directly onto a V100 series valve.

- Thermostatic
- Thermoelectric
- Electric
- Pneumatic
- Wireless

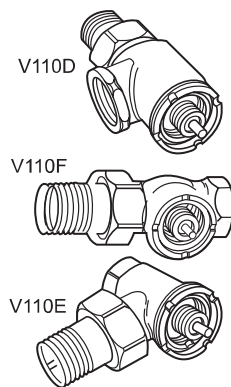


SPARTAN PERIPHERAL DEVICES

RETROFIT SELECTION GUIDE

Honeywell V110

Spartan offers two way to upgrade your current V110 valve body. Both solution allows you to minimize plumbing cost by keeping the valve body in place. Perfect solution to replace discontinued T104 by Spartan actuator. It allows you to be able to use all Spartan Valve actuator on any retrofit needs.



AV10

The AV10 solution allows you not to open the circuit. You keep in place the current internal packing.

Installation:

Remove the current actuator
Screw the new bell shape AV10 onto the valve body.
At this point you can add any Spartan actuator to the valve body.



EBH110

The EBH110 solution is used when a new replacement of the packing and the actuator is required.

Replaces Honeywell cartridge CA110C107.
Upgrade your valve to 100 PSI close-off.

Installation:

Remove the current actuator
Make sure the system is not pressure
Remove internal packing from the valve.
Screw inside the valve the new EBH110.
Add any Spartan Actuator to the valve body.

